


360 D Clear Polycarbonate Stargazing Domes product introduction - Technical info



What's Dreamdomes?

Dreamdomes series is a brand-new characteristic dome house product that we have created. The product structure does not contain a metal supporting frame and has a 360-degree transparent view.

It has a variety of uses, and you can feel the natural scenery of different climates and seasons.





Dome Details

1. Main PC Dome
2. Top PC Cover
3. Top Connecting Ring
4. Aluminum Alloy Base
5. Aluminum Alloy Door
6. Aluminum Alloy Window
7. Exhaust Fan
8. Waterproof Silicon Strip
9. Sunshade Curtain System
10. Connecting Part
11. Externally Connected D2.1M Bathroom Dome
12. RGB LED Lighting
13. Base LED Lighting



Main Materials







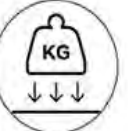

* Polycarbonate

The main part of the clear dome is made of polycarbonate that imported from Bayer, Germany. Polycarbonate is a tough thermoplastic resin and has the title of "Plastic King". PC material has no toxic substances, has high heat resistance, good toughness and impact strength, high flame resistance, it has a wide range of applications in industry and construction, such as aircraft cabin covers, architectural special-shaped curtain walls, bulletproof glass, explosion-proof shields, etc.

* Aluminum Alloy Base

The base is made of 6063-T5 aluminum alloy with anodizing treatment as well as powder coating, it's anti-corrosion and long durability. Aluminum alloy has the characteristics of low density, good mechanical properties, good processing performance, non-toxicity, easy recycling, and excellent corrosion resistance. It is widely used in the marine industry, chemical industry, aerospace, metal packaging, transportation and other fields.

FEATURES OF PC SHEET

 Simple Installation	 Carrying Capacity	 Water Proof	 Corrosion Resistance
 Sound Insulation	 Flame Retardant	 Impact Resistance	 Not Conduct



Main Features

* 360D Transparent

The dome is the perfect way to get close to nature. With its polycarbonate construction, the dome offers a 360-degree transparent view, allowing you to enjoy the beauty of the surrounding landscape without any obstructions.

The transparency of the dome is unparalleled, making you feel like you are truly a part of the surroundings. Its unique design ensures that no matter where you are positioned within the dome, you will always have an unobstructed view. Experience the tranquility of nature like never before, without the need to step outside.



* Privacy Protection

Although the main body is transparent, there is no need to worry about privacy, we can provide high-quality curtains, which can both play a role of shading and protect the privacy of customers.

At the same time, we can also provide solutions for milky white opaque sheets according to your needs. Opaque sheets are recommended to be used in bathroom and top ceiling parts. Opaque sheets also have better heat insulation effects!



Main Features

* High Strength

The polycarbonate sheet from Bayer is renowned for its unmatched strength and resilience. Unlike other materials, polycarbonate is virtually unbreakable, making our domes extremely durable and long-lasting. The impact strength of PC sheet is 250-300 times that of ordinary glass, and it can withstand the beating of a hammer.

When used in the wild, this is a very safe shelter from all kinds of wild animals, such as bears!

* Soundproof

One of the key features of the PC sheet is its excellent sound insulation effect. It can absorb sound waves, preventing them from passing through the panel. This makes it an ideal choice for various noise-sensitive areas, especially along highways where traffic noise pollution is a prevalent issue.

In addition, the waterproof silicone strips and door and window sealing strips used can effectively improve the overall sound insulation effect of our domes.



Main Features

* Waterproof

With its unique corrugated stacking design, our dome offers superior structural waterproofing that ensures maximum protection against water penetration.

One of the main features of our PC Dome is the use of waterproof silicone strips and door and window sealing strips. These strips are specially designed to enhance the overall waterproof performance of the dome. By effectively sealing any potential gaps or openings, they prevent water from seeping into the structure, thereby ensuring that your valuables remain safe and dry.



* Flame Retardant

The flame retardant grade of PC sheet is B1 grade. The ignition point of PC board itself is 580° C.

It will self-extinguish after a fire. It will not easily produce harmful gases when burning and will not easily promote the spread of fire. It is a good environmentally friendly building material.




Main Features

* Windproof

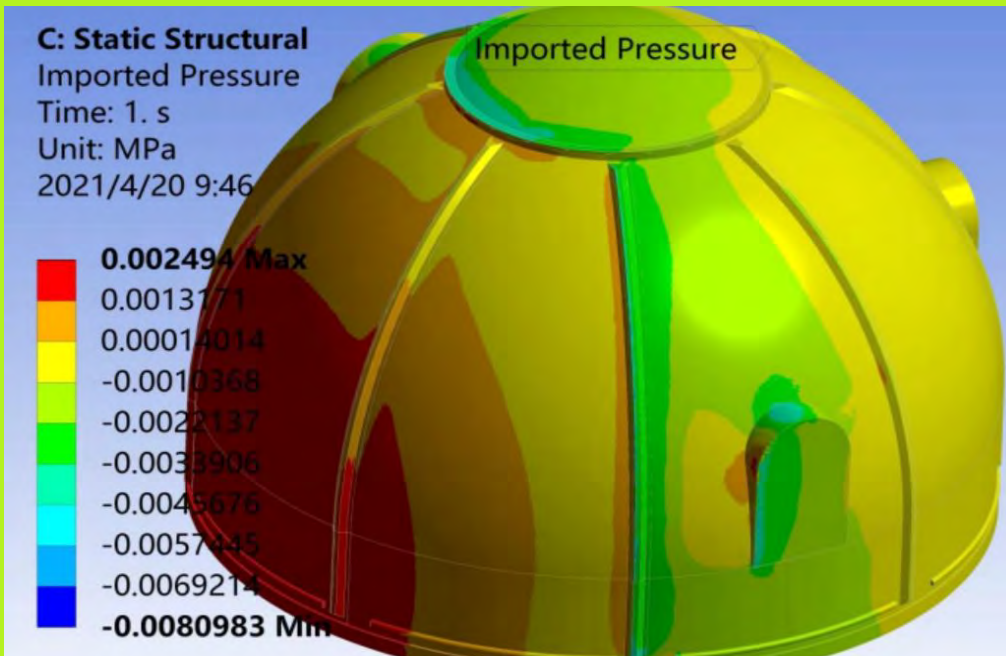
The corrugated stacking design of our PC Dome not only adds to its aesthetic appeal but also enhances its strength and durability. The interlocking structure of the domes provides excellent resistance against external forces, such as strong winds or heavy rainfall. This makes our PC Dome a reliable option for both residential and commercial purposes, including garden sheds, outdoor storage units, or even as an extension to your home.

It can withstand a wind speed of 145km/h at most.



* Snow Load Capacity

With its unique dome design, this extraordinary structure is specifically engineered to withstand heavy snow loads, making it the perfect choice for regions with harsh winter conditions. The maximum snow load capacity can reach an astounding 219CM. This means that even in areas where snowfall is excessive, our dome can effortlessly handle the weight, ensuring optimal safety and durability. Whether you reside in snowy mountainous regions or are planning to construct a winter resort, our PC Dome is your ultimate solution.



Main Features

* UV Resistance

Our domes use the polycarbonate sheet imported from Bayer, Germany. It comes standard with a double-sided 100 μ UV coating, it's 100% UV resistance.

Say goodbye to worries about the harsh rays of the sun damaging your skin while you immerse yourself in the beauty of nature within our pc dome. With this innovative technology, you can enjoy the outdoors with peace of mind, knowing that your safety and well-being are always protected.

* No Yellowing

One of the standout features of our Glamping Dome is its double-sided 100 μ UV coating. This unique coating protects the dome from harmful UV rays, ensuring that it remains crystal clear even when exposed to the scorching sun for prolonged periods. Unlike traditional domes, our product will not be yellow or discolored, maintaining its pristine appearance year after year.

Its transparency provides an immersive view of the stunning surroundings, allowing you to connect with nature in a whole new way.



Main Features

* Excellent Ventilation Performance

With a focus on promoting efficient airflow, our PC Dome is crafted to ensure optimal air circulation throughout the space. The strategically placed windows and door design allow for ample natural light to filter in, giving you the perfect balance between openness and privacy.

To enhance the ventilation performance and keep annoying mosquitoes and insects at bay, we offer the option to upgrade the door and windows with a screen window. This addition not only improves air circulation within the dome but also creates a barrier, preventing unwanted bugs from entering the space. Say goodbye to annoying buzzing and itching, and hello to uninterrupted relaxation or productivity in your dome!

Taking ventilation performance to the next level, we offer an optional high-efficiency exhaust fan that can be installed in our PC Dome. This exhaust fan not only enhances the overall airflow but also eliminates any stale or trapped air, ensuring a fresh and comfortable environment inside the dome.



Main Features

* Insulation Performance

One standout feature of our PC Sheet Dome is its exceptional thermal conductivity, known as the K value. Compared to ordinary glass and other plastics, our dome boasts a lower K value, ensuring superior thermal insulation. Say goodbye to skyrocketing energy bills as our dome keeps the desired temperature intact, without letting the heat escape.

To further enhance the sealing performance of our PC Sheet Dome, we have incorporated a state-of-the-art Sealing Silicone Strip. This innovative addition ensures a tight connection between the window and PC sheet, limiting air leakage and subsequently reducing the energy consumption of indoor air conditioners. With our dome, you can enjoy the perfect indoor climate without worrying about wasteful energy usage.

Safety is a top priority for us, and that's why our PC Sheet Dome is constructed using fireproof B1-grade PC material. This premium material guarantees utmost safety, giving you the freedom to turn your dome into a cozy haven with the option of adding a fireplace. Imagine warming up your space during chilly evenings, all while feeling secure in the knowledge that our dome is built to withstand potential fire hazards.



Main Features

* Air Conditioner

Designed to enhance your stay experience, this incredible product combines the comfort of an air conditioner with the spaciousness and durability of our premium polycarbonate domes.

What sets our Air Conditioned Polycarbonate Dome apart is its versatility. Whether you prefer a standalone air conditioner or a mounted version, we've got you covered. For those who opt for the mounted version, a sturdy bracket is provided to ensure secure installation. With this flexibility, you can easily adapt the dome to suit your specific requirements.



* Infrared Resistance - Upgrade Version PC

One of the most impressive qualities of the upgrade Version Polycarbonate is its remarkable ability to cut approximately 90% of infrared rays from sunlight. This means that when used in domes or other enclosed areas, it provides superior heat-insulating performance, making it an ideal choice for a variety of applications.

Whether you're looking to create a comfortable living space or a productive working environment, this advanced polycarbonate sheet will ensure that you are shielded from the harsh effects of the sun's rays.



Main Features

* Flexible Connection

Combining an innovative connection structure design with the ability to freely connect different sizes of domes, this product offers unparalleled flexibility and versatility in application.

With the PC Dome's unique connection structure, users can easily connect and expand their domes, transforming their spaces into stunning architectural masterpieces. Whether you're looking to create a captivating event venue, a breathtaking greenhouse, or a futuristic housing complex, the possibilities are endless with this cutting-edge product.



* The Biggest PC Dome on Market

D10.0M Dome is the largest and most luxurious PC Dome available on the market today. Standing at an impressive height of nearly 6 meters, this dome allows you to design your dream living space on not just one, but two floors. As the biggest PC Dome on the market, the D10M Dome offers unparalleled space and versatility. Whether you are looking to build a spacious living room, an expansive master bedroom, or even a home office with a view, this dome can accommodate all your needs. With its generous proportions, you can let your creativity run wild and design a living space that truly reflects your personal style and preferences.



Main Features

* Platform

With their incredible adaptability, our PC domes can be seamlessly installed on either a concrete or wooden platform, catering to a wide range of needs and preferences.

For those seeking to enhance their restaurant experience, our PC domes are the perfect solution. We highly recommend installing them on a concrete platform, which ensures utmost stability and strength. For the adventure enthusiasts who prefer the luxury of glamping, our PC domes are an absolute game-changer.

We suggest opting for a wooden platform to complement the natural aesthetics that glamping enthusiasts crave.



* Fixing of the Dome

At the foundation of the PC Dome lies its aluminum alloy base, which not only adds stability but also ensures the longevity of your investment. Whether you have a concrete floor or a wooden platform, worry not, as this versatile base can be securely fixed using explosion screws or standard screws. This adaptability allows you to set up your PC Dome anywhere, be it in a bustling office space or a cozy home environment.



Main Features

* Packing

The domes will be delivered in separate pieces!

Sample: A wooden case package is needed to protect the goods during the transportation for LCL shipment.

General Orders: One full 20ft or 40ft container is recommended, thus it can save much shipping cost.



* Installation

Thanks to its excellent modular design, the installation of our domes is easy and fast.

What's more, we will make a pre-installation for all PC domes to ensure everything is in good condition before shipment, all necessary screw holes will be made accordingly, thus it makes the installation much easier on your side.

In addition, the detailed video installation instructions will be provided as you place the order, the installation can be finished easily by following the video instructions.



Product Series



Starry Sky Series

Size: D2.1 - D10.0M

(Two floors is available for the D10.0M Dome)

Height ranges from 1.6 - 6.0M

Area ranges from 3m² - 155m²



Star Capsule Series

Length: 6.5 - 8.5M

Width: 3.5-4.5M

Height: 2.7-3.2M

Area ranges from 20m² - 35m²

With a built-in bathroom



Stargate Series

Size: D3.5 - 4.5M

Height: 2.55-3.0M

Area ranges from 9.5m² - 16m²

Specially designed for the restaurants with a sliding door

APPLICATION



It can be widely used for glamping, outdoor hotels, restaurants, greenhouses, offices, etc!







Distributed by Dream Domes U.S.



Aurora Smart Technologies, LLC

W. Gerard Poole, Ph.D.
CEO/Founder

Diana Alger-Poole

202-531-0870
info@Dreamdomes.US